

NAAC Institutional Quality Sustenance and Development Survey

[Exit this survey](#)

2.

1. Kindly provide the details of the institution

Name of Institution:

Year of Establishment of the Institution:

Address Line 1:

Address Line 2:

City/Town:

State:

Postal Code:

Email Address:

2. NAAC Accreditation/ Reaccreditation Details

Year of Accreditation/ Reaccreditation:

Current Grade:

CGPA:

3. Institutional Status

 ▼

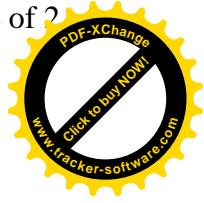

4. Contact Person Details

Name of Head of Institution:

Contact Phone:

Email:

Website URL:



Name of IQAC Co-ordinator


Dr. G. B. Sathe

Email:

gbsathe47@gmail.c

Prev

Next



NAAC Institutional Quality Sustenance and Development Survey

[Exit this survey](#)

3.

SECTION I


This section is related to institutional goals, vision and mission, academic programmes and activities, strategies and action plans for institution building.

5. Number of academic programmes existing (Enter a number; 0 for nil)

Undergraduate (BA/B.Sc./B.Com etc.)	<input type="text" value="2"/>
Post Graduate (MA/M.Sc./M.Com etc.)	<input type="text" value="1"/>
Research Programmes (M.Phil/P.hD)	<input type="text" value="1"/>
Certificate Programmes	<input type="text" value="1"/>
Professional Programmes (B.Tech/M.Tech/B.Ed/M.Ed/Medicine/Pharmacy/Paramedical/Nursing etc)	<input type="text" value="0"/>
Other value added programmes	<input type="text" value="0"/>
Any other programme offered (Specify)	<input type="text" value="0"/>

6. Details on Programme Development (Enter a number; 0 for nil)

New programmes added during the year	<input type="text" value="1"/>
New programmes designed	<input type="text" value="1"/>
Programmes under revision	<input type="text" value="0"/>
Interdepartmental collaborative programmes	<input type="text" value="1"/>
Inter institutional collaborative programmes	<input type="text" value="0"/>
Number of review committee recommendations implemented (Total)	<input type="text" value="0"/>
Number of NAAC peer team recommendations implemented	<input type="text" value="0"/>
Number of UGC/any other expert committee	<input type="text" value="0"/>



recommendations
implemented

Number of review

0

committee

recommendation under
implementation

Number of NAAC peer

1

team recommendations

under implementation

Number of UGC/ any

0

other expert committee

recommendations

under implementation

7. Faculty Details (Enter a number; 0 for nil)

Total faculty strength

36

required as per norms

for all programmes

Total faculty on rolls

29

Faculty added during

0

the year

Faculty positions

7

vacant

Faculty left during the

4

year

Total number of visiting

12

faculty

Total number of guest

0

faculty

8. Qualification of Faculty

PhD and Above

5

MPhil

9

Masters

10

Any other (Specify)

0

9. Faculty qualification improvement

PhD awarded to

2

existing faculty

MPhil awarded to

0


existing faculty

Any other degree

0

awarded to existing

faculty



**10. Administrative Staff Details (Enter a number; 0 for nil)**

Administrative staff (total sanctioned)	<input type="text" value="3"/>
Administrative staff (Actual strength)	<input type="text" value="3"/>
Added during the year of reporting	<input type="text" value="0"/>
Left during the year	<input type="text" value="0"/>
Number of posts vacant	<input type="text" value="0"/>

11. Technical Support Staff Details (Enter a number; 0 for nil)

Technical Support Staff (Total sanctioned strength)	<input type="text" value="2"/>
Technical Support Staff (Actual strength)	<input type="text" value="2"/>
Added during the year	<input type="text" value="0"/>
Left during the year	<input type="text" value="0"/>
Number of posts vacant	<input type="text" value="0"/>

[Prev](#)[Next](#)



NAAC Institutional Quality Sustenance and Development Survey

[Exit this survey](#)

4.

SECTION II

This section surveys the quality sustenance and development activities during the year taken up by IQAC.

It reflects quality management structure, strategies, and processes which would enhance academic quality of the institution as perceived by faculty, students, alumni, and other stakeholders (social perception of the institution) inline with the vision, mission and goals of the institution.


12. Establishment details

Year of establishment of IQAC

DD	MM	YYYY
<input type="text" value="20"/>	<input type="text" value="10"/>	<input type="text" value="2004"/>

13. Composition of IQAC (Enter a number; 0 for nil)

Number of IQAC members	<input type="text" value="18"/>
Number of Alumni in IQAC	<input type="text" value="1"/>
Number of Students in IQAC	<input type="text" value="1"/>
Number of Faculty in IQAC	<input type="text" value="9"/>
Number of Administrative Staff in IQAC	<input type="text" value="1"/>
Number of Technical Staff in IQAC	<input type="text" value="1"/>
	<input type="text" value="2"/>



Number of
Management
Representatives

Number of External
experts in IQAC

Number of any
other stakeholder
and community
representatives

14. IQAC Meetings

Number of IQAC
meetings held
during the year

15. Whether Calendar of activities of IQAC formulated for the academic year

16. IQAC Plans for Development (Enter a number; 0 for nil)


Number of
academic
programmes
proposed

Number of value
added programmes
proposed

Number of skill
oriented
programmes
proposed

Number of faculty
competency and
development
programmes
proposed

Number of other
staff development
programmes
proposed



Number of student
mentoring
programmes
proposed

Number of co-
curricular activities
proposed

Number of inter
departmental
cooperative
schemes proposed

Number of
community
extension
programmes
proposed

Any other
programmes
proposed (Specify)

17. IQAC Plans for development & Implementation (Enter a number; 0 for nil)


Number of
academic
programmes
implemented

Number of value
added programmes
implemented

Number of skill
oriented
programmes
implemented

Number of faculty
competency and
development
programmes
implemented

Number of other
staff development
programmes
implemented



Number of student mentoring programmes implemented

Number of co-curricular activities implemented

Number of inter departmental cooperative programs implemented

Number of community extension programmes implemented

Any other programmes suggested that are implemented (Specify)

18. IQAC Seminars and Conferences (Enter a number; 0 for nil)


Number of seminars/ conferences/ workshops organized by IQAC within the institution

Number of participants from the institution

Number of participants from outside

Number of external experts invited

Number of external conferences/seminars/ workshops on institutional quality attended



Number of events
conducted with IQACs
of other institutions as
collaborative
programmes

19. Did IQAC receive any funding from UGC during the year ?

- ☐ Yes
- ☒ No

20. If the response to Qn. 18 is Yes, please provide the amount received from UGC - (Input 0 - if NA/NIL-) Any other source including internal financial support from the management (Specify amount)

Amount Received
from UGC



Amount Received
from any other
source including the
college
management

21. Any significant contribution made by IQAC on quality enhancement during current year (Please provide details in bullet format)

1. More efficient and systematic planning of
academic year

Prev

Next



NAAC Institutional Quality Sustenance and Development Survey

[Exit this survey](#)

5.


SECTION III

In this section the events, activities, and outputs in the field of research and academic areas are being surveyed.

22. Academic Programmes

Number of new academic programmes developed or designed by faculty	<input type="text" value="0"/>
Number of faculty members involved in curriculam restructuring/revision/syllabus development	<input type="text" value="2"/>
Number of programmes in which evaluation process reformation taken up and implemented	<input type="text" value="3"/>
Number of active teaching days during the current academic year	<input type="text" value="180"/>
Average percentage of attendance of students	<input type="text" value="90"/>
Percentage of classes engaged by guest faculty and temporary teachers	<input type="text" value="20"/>
Number of self financed programmes offered	<input type="text" value="4"/>
Number of aided programmes offered	<input type="text" value="1"/>
Number of programmes discontinued during the year	<input type="text" value="0"/>

23. Whether any systematic student feedback mechanism is in place ?



Yes ▾

24. Feedback Details (If answer to Question 20 is Yes)

Percentage of
courses where
student feedback is
taken

100

25. Is feedback for improvement provided to the faculty?

Yes ▾

26. Faculty Research, Projects, and Publication details for the year

Number of major research
projects undertaken during
the year

0

Number of minor research
projects undertaken during
the year

7

Number of major ongoing
projects

0

Number of minor ongoing
projects

7

Number of major projects
completed

0

Number of minor projects
completed

3

Number of major project
proposals submitted for
external funding

0

Number of minor project
proposals submitted for
external funding

0


Number of research
publications in peer
reviewed journals

8

Number of research
publications in international
peer reviewed journals

8

0



Number of research
publications in national
peer reviewed journals

Number of research
papers accepted for

0

publication in international
peer reviewed journals

Number of research
papers accepted for

0

publication in national peer
reviewed journals

Average of impact factor of
publications reported

1.25

Number of books
published

0

Number of edited books
published

0

Number of books (single
authored) published

0

Number of books
(coauthored) published

0

Numbers of conferences
attended by faculty

15

Number of international
conferences attended

3

Number of national
conferences attended

12

Number of papers
presented in conferences

15

Number of papers
presented in international
conferences

3

Number of papers
presented in national
conferences

12


Number of conferences
organized by the institution

0

Number of faculty acted as
experts resource persons

0

0



Number of faculty acted as
experts resource persons -
international

Number of faculty acted as 0

experts resource persons-
national

Number of collaborations 0

with international
institutions

Number of collaborations 0

with national institutions

Number of linkages 0

created during the year

Total budget for research 0

for current year as a
percentage of total
institution budget

Amount of external 0

research funding received
in the year

Number of patents 0

received in the year

Number of patents applied 0

for in the year

Number of research 0

awards/ recognitions
received by faculty and
research fellows of the
institute in the year

Number of PhDs awarded 2


during the year


Percentage of faculty 3.44

members invited as
external experts/resource
persons/reviewers/referees
or any other significant
research activities

Prev

Next





NAAC Institutional Quality Sustenance and Development Survey

[Exit this survey](#)

6.

SECTION IV

This section deals with Student Mentoring and Support System existing in the institution. This includes student activities, mentoring, and opportunities for development and inclusive practices.

27. Student Details and Support Mechanisms

The total intake of students for various courses (Sanctioned)

Actual enrollment during the year


Student dropout percentage during the year

Success percentage in the final examination across the courses

Number of academic distinctions in the final examination and percentage

Number of students who got admitted to institutions of national importance

Number of students admitted to institutions abroad



Number of students
qualified in UGC
NET/ SET

Number of students

1

qualified GATE/

CAT/ other

examination

(Specify)

28. Does student support mechanism exist for coaching for competitive examinations?

Yes ▼

29. Student participation, if response is yes to Qn. 27

Number of students

110

participated

30. Does student counselling and guidance service exist ?

Yes ▼

31. Student participation, if answer to Qn. 29 is yes

Number of students

110

participated

32. Career Guidance

Number of career

1

guidance

programmes

organized

Percentage of

29

students


participated in


career guidance

programmes

33. Is there provision for campus placement?

No ▼

**34. If yes to Qn. 32**Number of students participated in
campus selection
programmesNumber of students selected for
placement during
the year**35. Does gender sensitization program exist ?** ▼**36. If Answer is Yes to Qn 34**Number of programmes
organized**37. Student activities**Number of students participated in
external cultural
eventsNumber of prizes won by students in
external cultural
eventsNumber of cultural events conducted
by the institute for
the studentsNumber of students participated in
international sports
and games eventsNumber of students participated in
national level sports
and games events



Number of students
participated in state
level sports and
games events

Number of students

participated in
university level
sports and games
events

Number of prizes

won by students in
international sports
and games events

Number of prizes

won by students in
national level sports
and games events

Number of prizes

won by students in
state level sports
and games events

Number of prizes

won by students in
university level
sports and games
events

Number of sports

and games events
conducted by the
institute for the
students

38. Composition of students

Percentage of


Scheduled Caste

Percentage of

Scheduled Tribe

Percentage of other

backward
communities



Percentage of
women students

Percentage of
physically
challenged

0

Percentage of rural
students

100

Percentage of
urban students

0

39. Scholarships and Financial Support

Number of students
availing financial support
from the institution

107

Amount disbursed as
financial support from the
institution

1175005

Number of students
awarded scholarship
from the institution

0

Number of students
received notable
national/international
acheivements/recognition

0

40. Student initiatives

Number of
community
upliftment
programmes
initiated by students

1


Number of literary
programmes
initiated by students

3


Number of social
action initiatives
based on science /
environment
initiated by students

1

5





Number of student
research initiatives



Prev

Next



NAAC Institutional Quality Sustenance and Development Survey

[Exit this survey](#)

7.

SECTION V

This section surveys the Governance and Innovation at the institution related to quality management. The educational management strategies adopted and in practice for achieving the objectives are focussed.

41. Whether perspective plan for overall developmental activities is created ?

- ☒ Yes
☐ No

42. If the answer for Qn. 40 is Yes, is the plan implemented and monitored ?

- ☒ Yes
☐ No

43. Whether benchmarking is created for institutional quality management efforts ?


- ☒ Yes
☐ No

44. If the answer to Question 42 is Yes, please list the benchmarking in various areas of development in bullet format

Infrastructural upgradation	^
Research initiatives	v

45. Is a Management Information System (MIS) in place ?

- ☒ Yes
☐ No



46. If answer to question 44 is Yes, please provide details of MIS applied to

1. Administrative procedures including finance
2. Student admission
3. Student records
4. Evaluation and examination procedures
5. Research administration
6. Others

(enter the respective details corresponding to the serial numbers)

1. Yes	^ v
2. Yes	
3. Yes	

47. Existence of learning resource management


	Yes	No
e-database in library	<input checked="" type="radio"/>	<input type="radio"/>
ICT and smartclass room	<input checked="" type="radio"/>	<input type="radio"/>
e-learning sources (e-Books, e-Journals)	<input checked="" type="radio"/>	<input type="radio"/>
Production of teaching modules	<input type="radio"/>	<input checked="" type="radio"/>
Interactive learning facilities	<input checked="" type="radio"/>	<input type="radio"/>

48. Internal resource mobilization : Kindly provide the amount contributed

Research	<input type="text" value="0"/>
Consultancy and training	<input type="text" value="0"/>
Student contribution	<input type="text" value="0"/>
Alumni contribution	<input type="text" value="0"/>
Wellwishers	<input type="text" value="0"/>

49. Infrastructure and welfare spending: Please specify the amount

Amount spent for infrastructure development	<input type="text" value="4540646"/>
---	--------------------------------------



Amount spent for
student welfare

21300

Amount spent for
staff welfare

0

50. Is delegation of authority practiced

- ☒ Yes
☐ No

51. Does grievance redressal cell exist ?

	Yes	No
Faculty	<input checked="" type="radio"/>	<input type="radio"/>
Students	<input checked="" type="radio"/>	<input type="radio"/>
Staff	<input checked="" type="radio"/>	<input type="radio"/>

52. Grievances received from faculty and resolved (Enter a number; 0 for nil)

Number of
grievances received

0

Number of
grievances resolved

0

53. Number of grievances received from students and resolved (Enter a number; 0 for nil)

Number of
grievances received

0

Number of
grievances resolved

0


54. Number of grievances received from other staff members and resolved (Enter a number; 0 for nil)

Number of
grievances received

0

Number of
grievances resolved

0



55. Has the institution conducted any SWOT analysis during the year

- ☒ Yes
☐ No

56. The SWOT analysis was done by internal or by external agency

- ☒ Internal
☐ External

57. Kindly provide three identified strengths from SWOT Analysis (in bullet format)

Good Teaching Staff
Good Supporting Staff

58. Kindly provide three identified weaknesses from the SWOT analysis (in bullet format)

Lack of descent infrastructural facilities

59. Kindly provide two opportunities identified from the SWOT analysis (in bullet format)

New Research areas in environmental and ecological studies


60. Kindly provide two identified challenges/threats from SWOT analysis (in bullet format)

Low students strength

61. Identify any significant progress made by the institution towards acheiving the goals and objectives during the year (list below in bullet format)

New academic programmes introduced

62. How do you perceive the role of NAAC in the quality development of your institution (Suggestions in bullet format to be given below)



NAAC has been instrumental in the overall
progress and development of our

Prev

Next